

# Children in Need

## Introduction

A child is defined as being in need if:

- They are unlikely to achieve or maintain, or have the opportunity of achieving, or maintaining a reasonable standard of health or development without the provision for them of services by a local authority.
- Their health or development is likely to be significantly impaired or further impaired without the provision of such services.
- They are disabled ([Sec.17/10 Children Act 1989](#)).

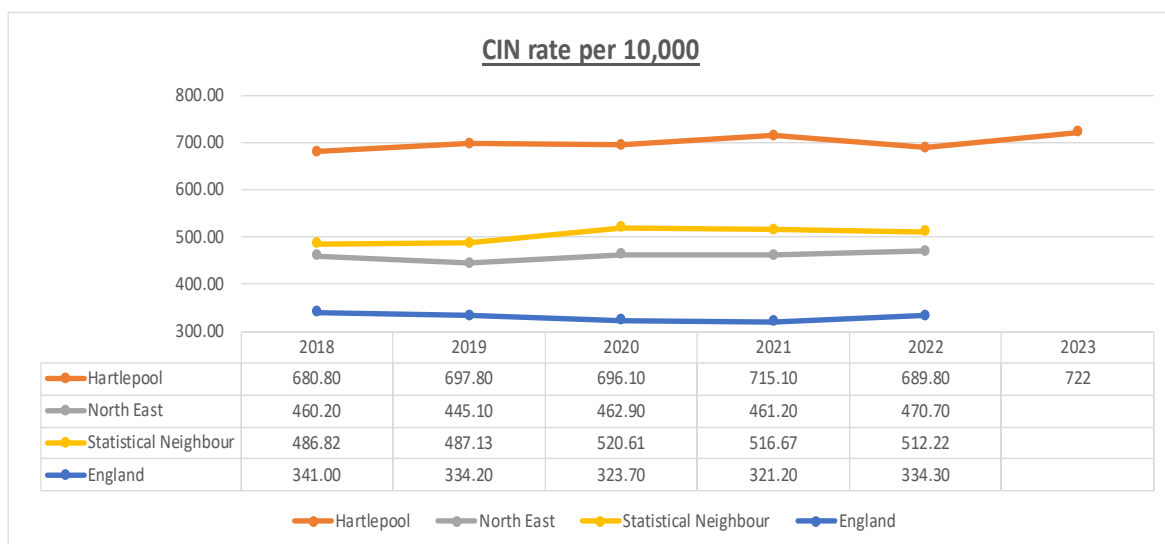
Under the legal framework a Child in Need is identified in one of three categories:

- Child In Need of Protection - will be on a Child Protection Plan
- Looked After Child – will be in the care of the local authority
- Section 17 Children in Need – does not meet the threshold for either of the above, but requires support / intervention to reduce the risk of needs getting worse.

Early Intervention is very important to reduce the risk of children needing a higher level of statutory intervention.

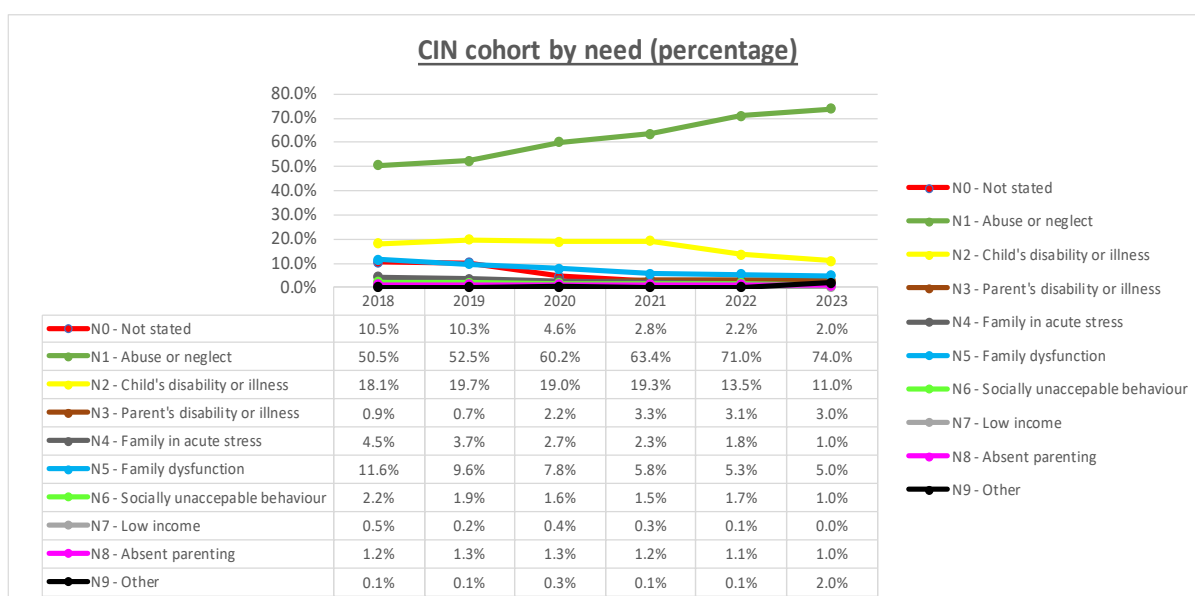
## Children in Need

A child in need is defined under the Children Act 1989 as a child who is unlikely to achieve or maintain a reasonable level of health or development, or whose health and development is likely to be significantly or further impaired, without the provision of services; or a child who is disabled (The Children Act, 1989).



Source: Hartlepool Borough Council, 2023

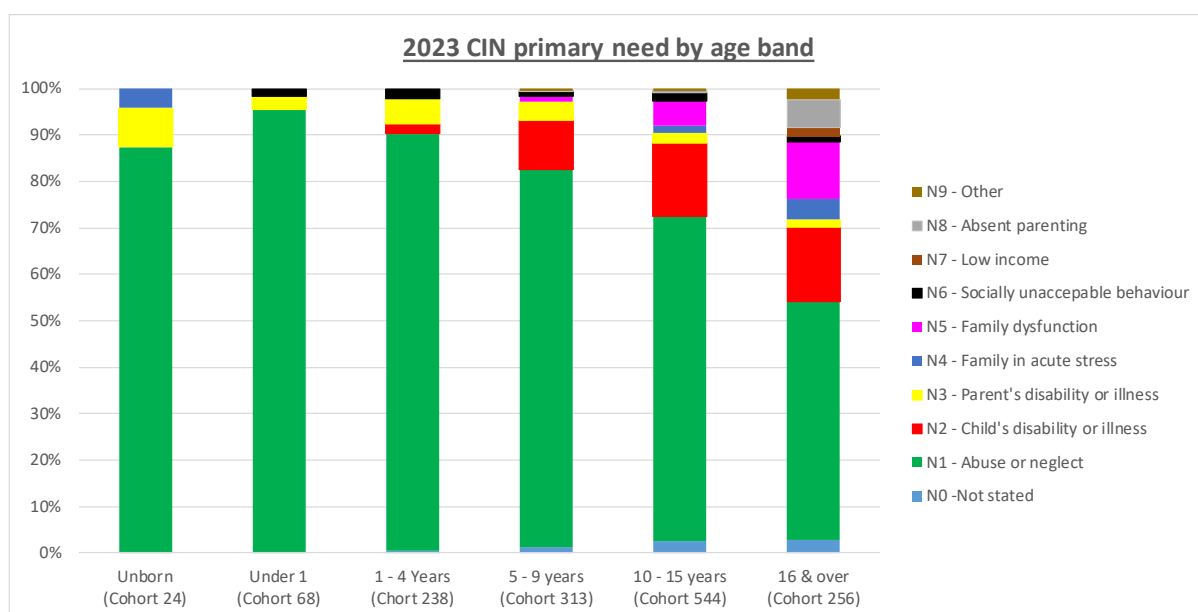
Hartlepool continues to have higher rates of children in need than its regional or statistical neighbours, and higher than the England average. Hartlepool's 2022 figure of 689.8 per 10,000 is more than twice the England average. Across the six year reporting period, Hartlepool's rate has increased by 6.1%, while during the same period, the England rate decreased by 2%. Hartlepool's increase is also larger than that of both its regional and statistical neighbours.



Source: Hartlepool Borough Council, 2023

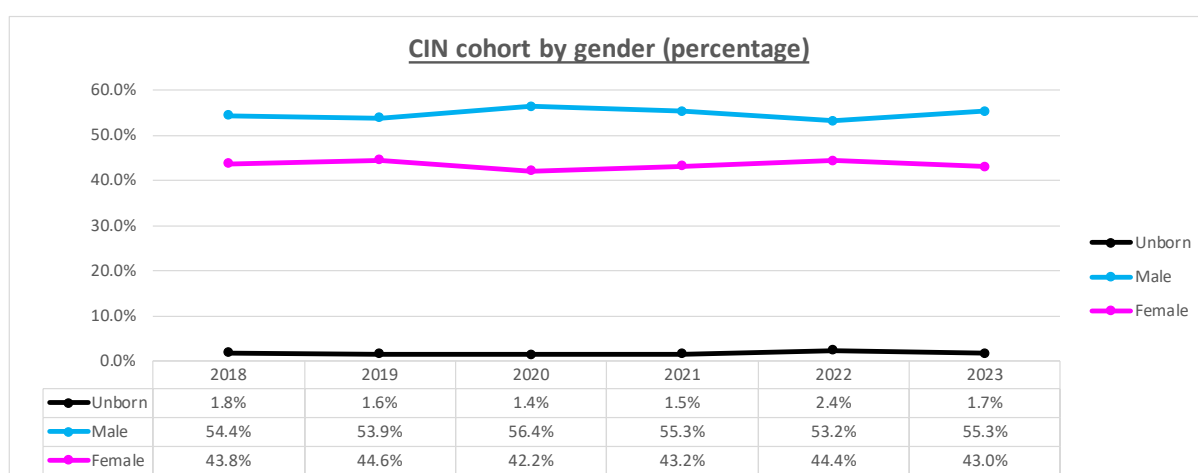
The primary need at assessment for children in need in Hartlepool continues to be abuse/neglect, 74% in 2023, this is an increase of almost 50% (46.5%) across the six

year reporting period from 2018-2023. Child's disability or illness continues to be the 2<sup>nd</sup> largest category, though this has fallen from 18.1% of the Hartlepool cohort in 2018 to 11% in 2023. The proportion of cases due to family in acute stress, family dysfunction and socially unacceptable behaviour have all decreased by over half from the 2018 rates, while the proportion of cases due to parental disability or illness have more than tripled.



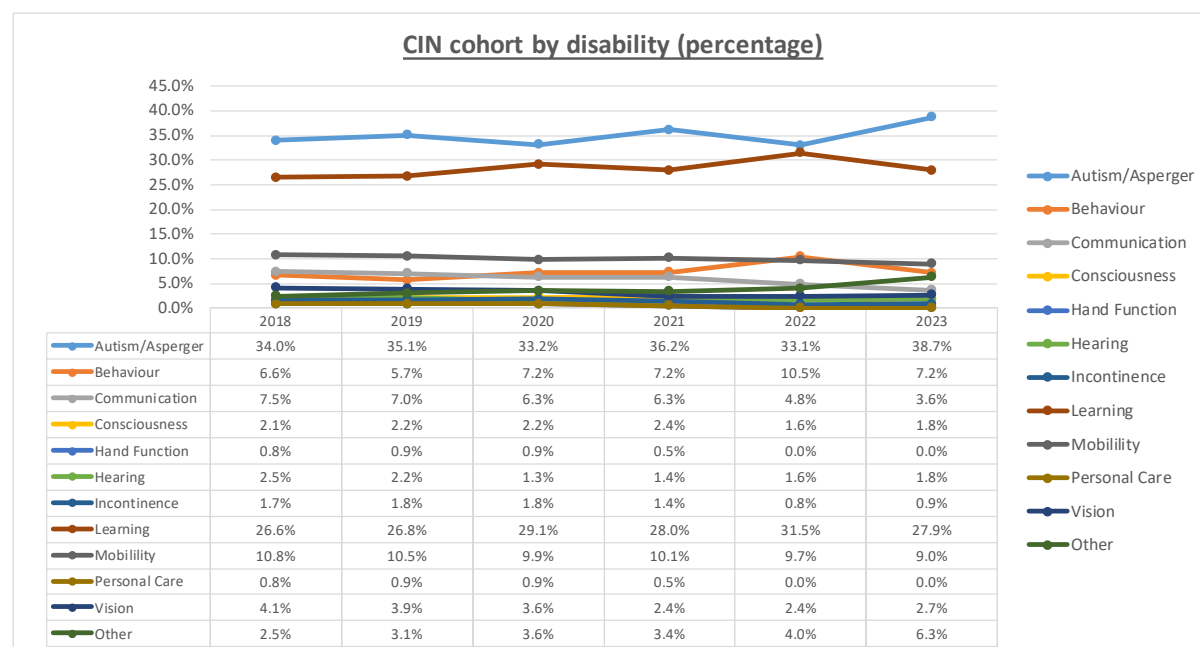
Source: Hartlepool Borough Council, 2023

The largest proportion of abuse or neglect children in need is in the under 1s and the lowest is in the 16 & over group. The 16 & over category has the greatest diversity of primary need in its children in need cohort.



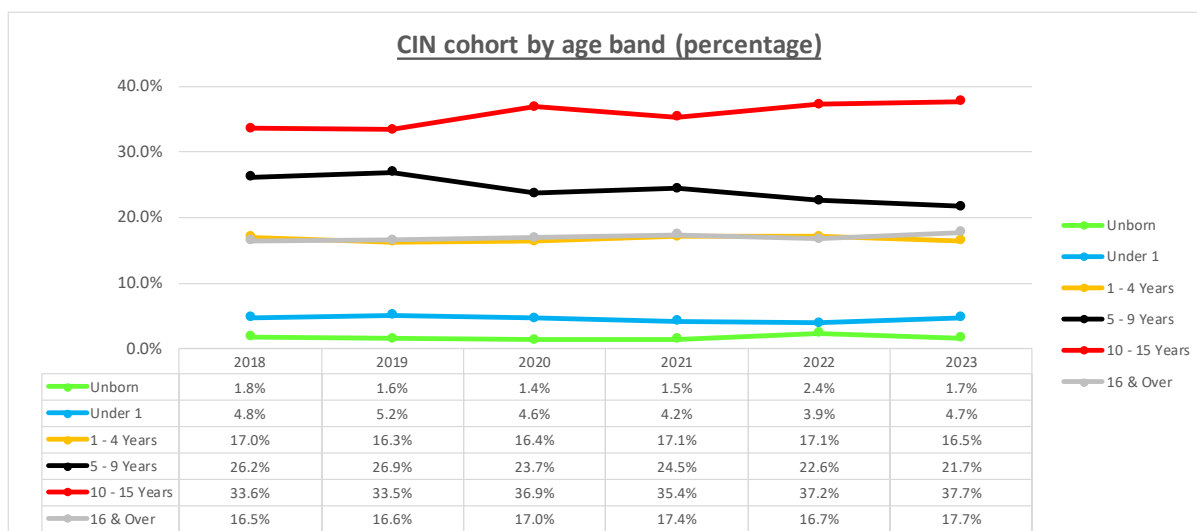
Source: Hartlepool Borough Council, 2023

Within Hartlepool, boys continue to be are more likely to be a child in need. Across the period from 2018 to 2023, the rates for male and female cases remained largely stable.



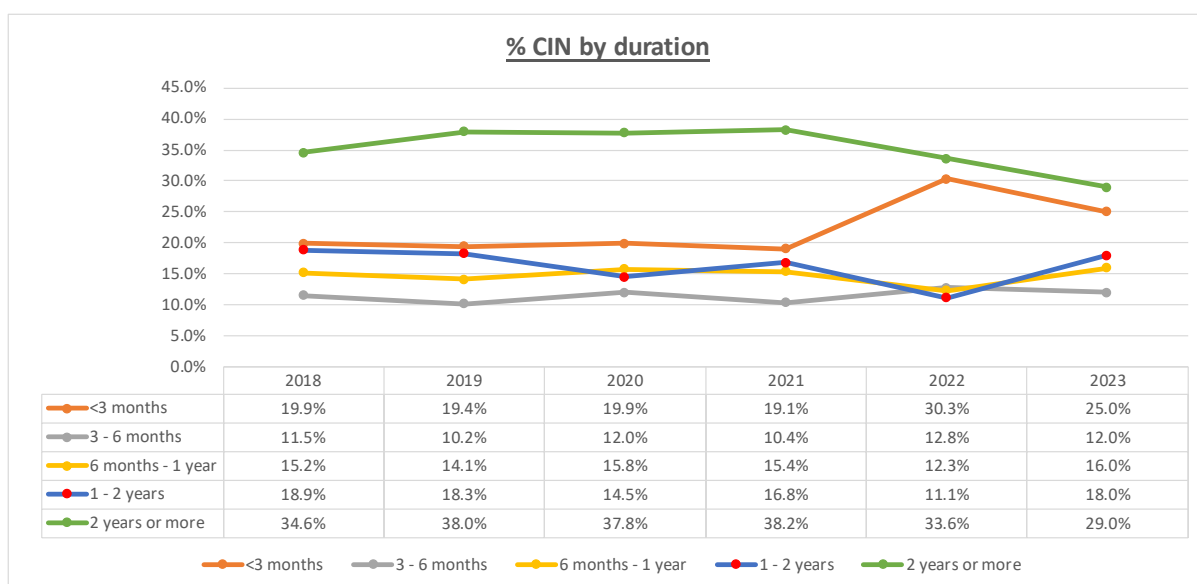
Source: Hartlepool Borough Council, 2023

Autism/Asperger continues to be the largest disability group within the Hartlepool cohort, though the overall gap between autism/Asperger and learning disabilities had been closing until 2022, where the figures were within 2 percentage points, however the 2023 figures have seen these rate diverge, and autism/Asperger is more than 10 percentage points larger, 38.1% for autism/Asperger and 27.9% for learning disabilities. Both behaviour and communication disabilities saw relatively large movement in 2022, behaviour an increase of 45.8% from 7.2% to 10.5% and a decrease of 23.8% for communication. However, these rate have reverted back to previous levels in the 2023 figures.



Source: Hartlepool Borough Council, 2023

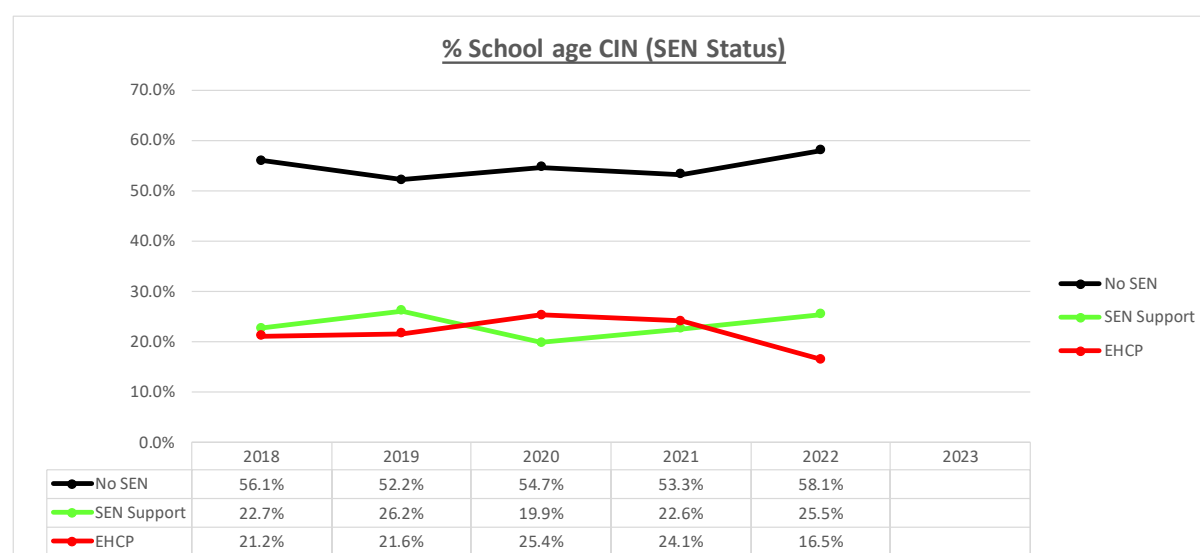
In Hartlepool, the largest proportion of children in need are aged between 10-15 years old, just over a third of Hartlepool's cohort (37.7%). This age group has increased in proportion across the reporting period, mirrored by a decline in the 5-9 year age group. The 5-9 age group has declined by 13.7% and the 10-15 group has increased by 12.2%. The other age groups have remained largely stable.



Source: Hartlepool Borough Council, 2023

Hartlepool has seen a decline in children in need cases open for 2 years or more since 2021. Two years of consecutive decline has the Hartlepool rate drop from 38.2% to 29%, a fall of 24.1%, though this group remains the largest for Hartlepool's

cohort. Cass of less than 3 months have closed the gap on those of 2 years or more from 50% in 2021 to 9.8% in 2022 and 13.8% in 2023. These two groups have been the two largest across the reporting period of 2018-2023.



Source: Hartlepool Borough Council, 2023

Over half of the children in need in Hartlepool have no identified SEN requirements (58.1%), this has remained largely stable across the reporting period. Those with and Education, Health and Care Plan (EHCP) are at their lowest level in the five year reporting period in 2022, down from a high of 25.4% in 2020, to 16.5% in 2022, a decline of 35%.

## Attainment Results

Foundation Stage: of those children that were children in need, 50% achieved 'Good Level of Development' by the end of the foundation stage compared to 64.5% of all pupils in Hartlepool and 67.3% of all pupils nationally. This highlights that by the end of the Foundation Stage the attainment gap between children in need and their peers is 14.5% and children in need are required to make greater than average progress in order to narrow the gap.

Phonics Screening Year 1: of those children that were in need, 64% met the expected standard compared to 79.2% for all Hartlepool pupils and 78.9% for all pupils nationally.

Key Stage 1: of those children that were in need, 59% achieved the expected standard in Reading compared to 70.4% for all Hartlepool pupils and 68.3% for all pupils nationally; 46% in Writing compared to 61.9% for all Hartlepool pupils and 60.1% for all pupils nationally; and 57% in Maths compared to 71.9% for all Hartlepool pupils and 70.4% for all pupils nationally.

Key Stage 2: those children that were in need, 46% achieved the expected standard in Writing compared to 74.8% for all pupils in Hartlepool schools and 71.1% of children in need nationally; 52% in Maths compared to 75% for all pupils in Hartlepool schools and 72.9% of children in need nationally; 45% in Spelling, Punctuation and Grammar compared to 72.1% for all pupils in Hartlepool schools and 72.2% of children in need nationally; 45% in Reading compared to 74.1% for all pupils in Hartlepool schools and 72.4% of children in need nationally.

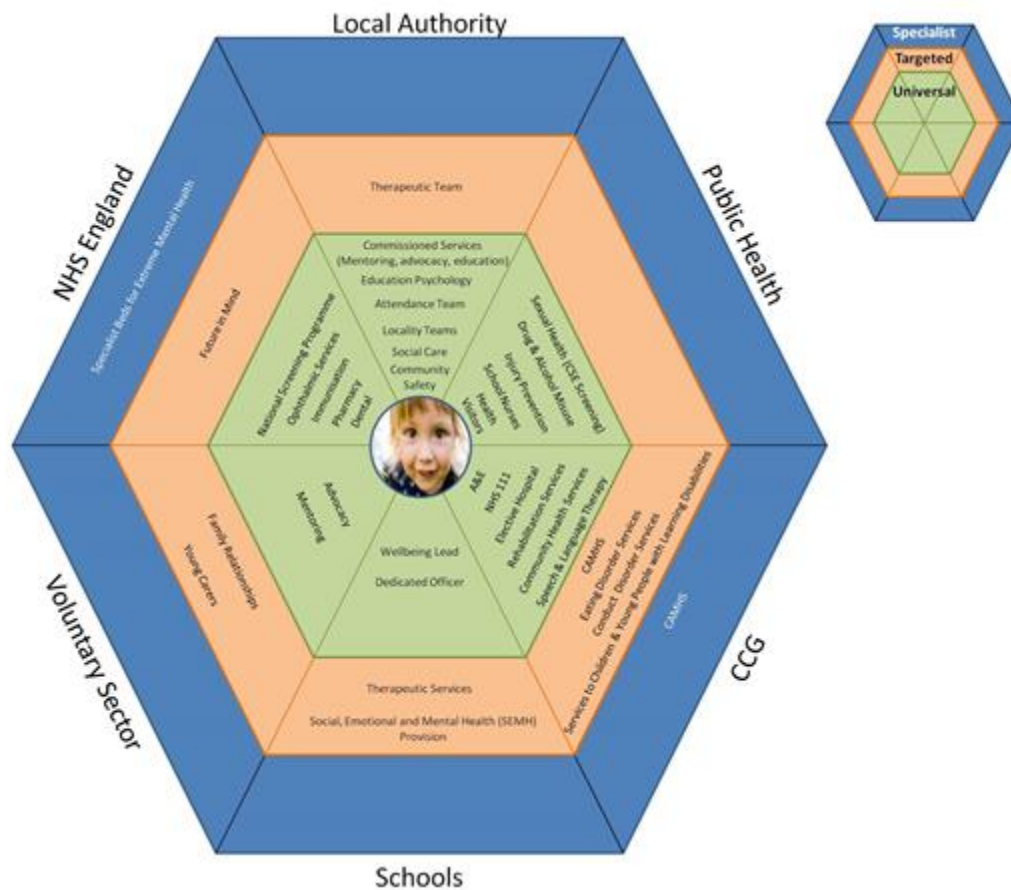
Key Stage 4: of those children that were in need, 12.8% achieved grade 4 or above in English & Maths compared to 60.4% for all Hartlepool pupils and 18.8% for children in need nationally. Of those children that were in need, 4.3% achieved grade 5 or above in English & Maths compared to 37.8% for all Hartlepool pupils and 9.3% for children in need nationally.

Attainment 8 and Progress 8 are two performance measures introduced in 2006 that look at the achievements of the pupils and the quality of the school. Attainment 8 looks at pupil's achievement across 8 qualifications, not just English and mathematics, and assigns a score based on each of the 8 grades achieved. Progress 8 looks at how pupils performed in their attainment 8 compared to how they are expected to perform based on their key stage 2 results. Pupils are rated against the average national attainment 8 performance of those in the same key stage 2 attainment group, resulting in a positive or negative score, where each full number is the equivalent of achieving 1 full grade above or below what was expected.

The attainment 8 score for children in need in Hartlepool was 14.3 compared to 42.3 for all pupils in Hartlepool schools and 19.0 for children in need nationally. The progress 8 score, which looks at how pupils performed in their attainment 8 compared to how they are expected to perform based on their key stage 2 results,

for children in need in Hartlepool was -1.70 compared to -0.47 for all pupils in Hartlepool schools and -1.45 for children in need nationally.

## Current Services



## Future Intentions

- Creation of integrated teams with Health, specifically trained in mental health, domestic abuse, substance misuse as part of an early intervention approach.
- Review and develop commissioned services to ensure links are embedded into locality teams.
- Re-commission Council's Domestic Violence contract with focus on needs of children and young people.
- Whole workforce training in relation to reducing impact of domestic violence on children and young people as part of an early identification and intervention model via the Better Childhood in Hartlepool approach.



- Improve the mental health of vulnerable children and young people through enhanced integration and redevelopment of services and the emotional wellbeing offer via the Local Transformation Plan.
- Develop and support an integrated family support and early intervention programme for 0-2 year olds that stimulates early child development via the Hartlepool Education Commission work.